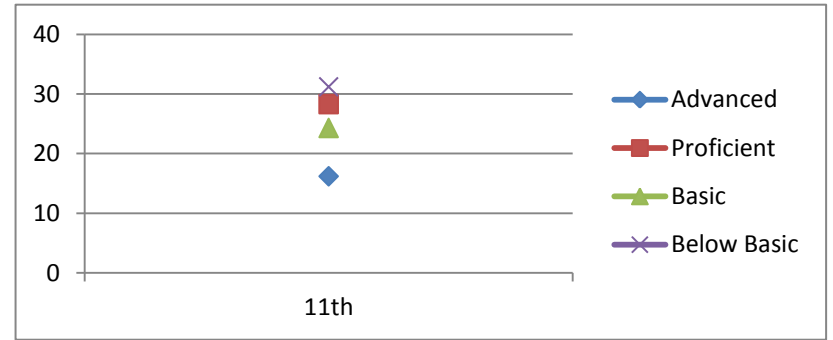


Susquenita Class of 2003

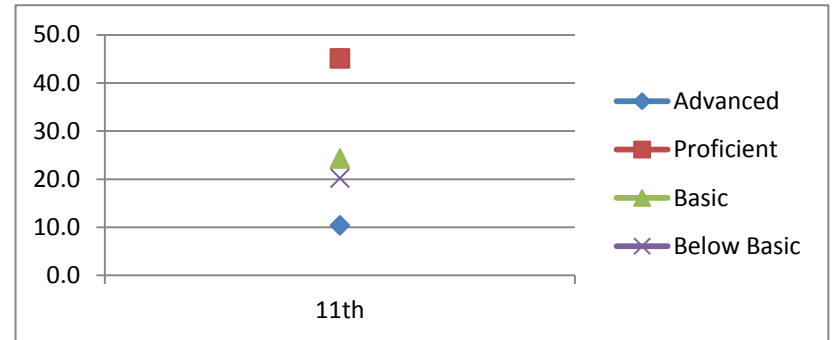
Math

Advanced	16.2
Proficient	28.3
Basic	24.3
Below Basic	31.2
	11th
	2001-2002



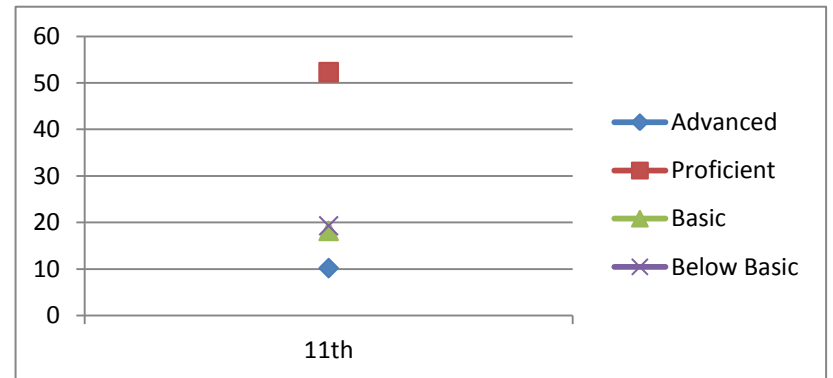
Reading

Advanced	10.4
Proficient	45.1
Basic	24.3
Below Basic	20.2
	11th
	2001-2002



Writing

Advanced	10.2
Proficient	52.3
Basic	18.2
Below Basic	19.3
	11th
	2001-2002



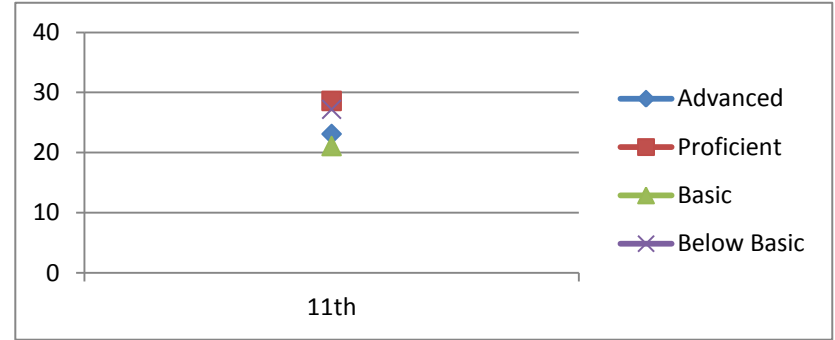
Science

Advanced	
Proficient	
Basic	
Below Basic	
	11th
	2001-2002

Susquenita Class of 2004

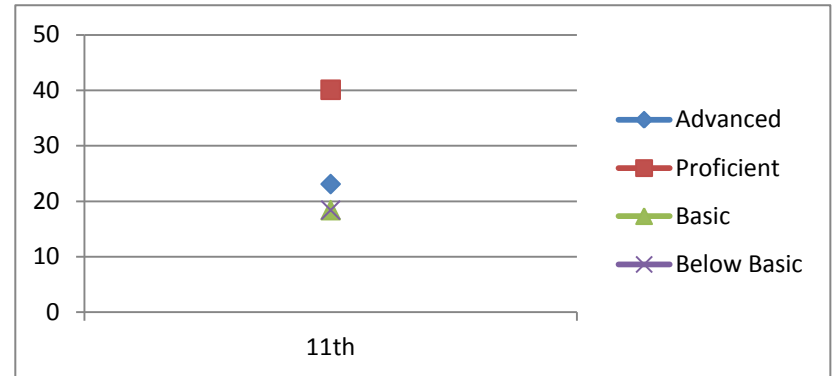
Math

Advanced	23.1
Proficient	28.6
Basic	21.1
Below Basic	27.2
	11th
	2002-2003



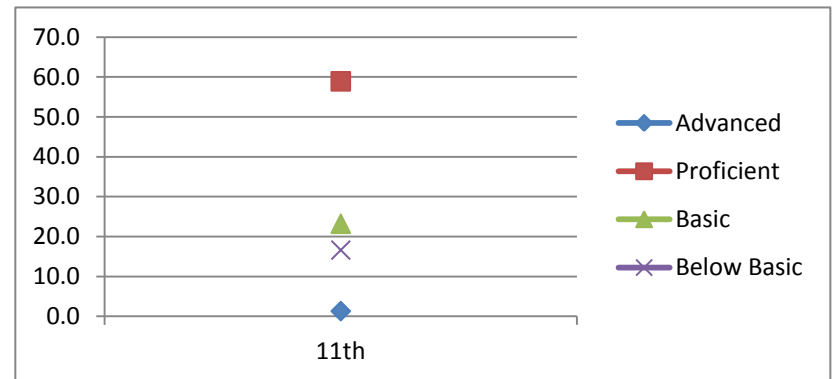
Reading

Advanced	23.1
Proficient	40.1
Basic	18.4
Below Basic	18.4
	11th
	2002-2003



Writing

Advanced	1.3
Proficient	58.9
Basic	23.2
Below Basic	16.6
	11th
	2002-2003



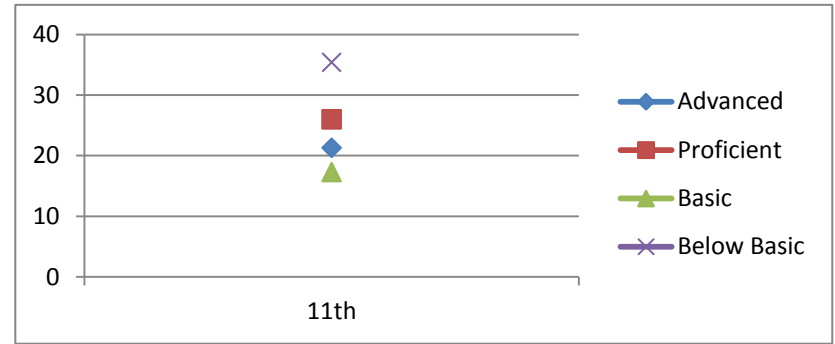
Science

Advanced	
Proficient	
Basic	
Below Basic	
	11th
	2002-2003

Susquenita Class of 2005

Math

Advanced	21.3
Proficient	26.0
Basic	17.3
Below Basic	35.4
	11th
	2003-2004



Reading

Advanced	17.3
Proficient	40.9
Basic	15.7
Below Basic	26.0
	11th
	2003-2004



Writing

Advanced	
Proficient	
Basic	
Below Basic	
	11th
	2003-2004

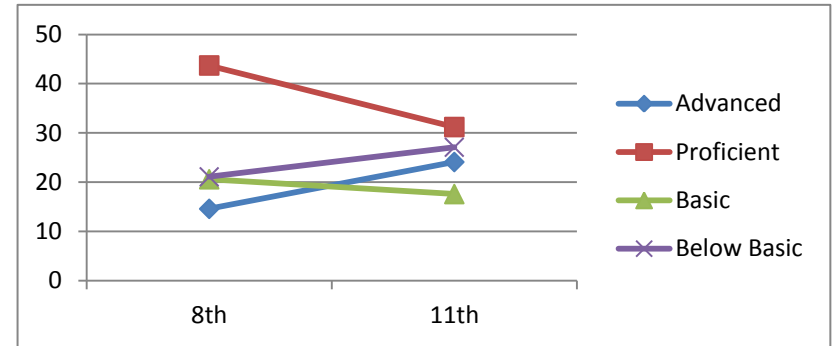
Science

Advanced	
Proficient	
Basic	
Below Basic	
	11th
	2003-2004

Susquenita Class of 2006

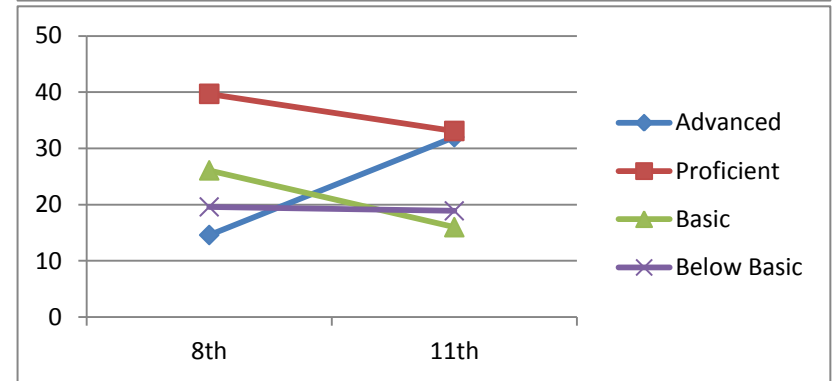
Math

	2001-2002	2004-2005
Advanced	14.6	24.1
Proficient	43.7	31.2
Basic	20.6	17.6
Below Basic	21.1	27.1
	8th	11th
	2001-2002	2004-2005



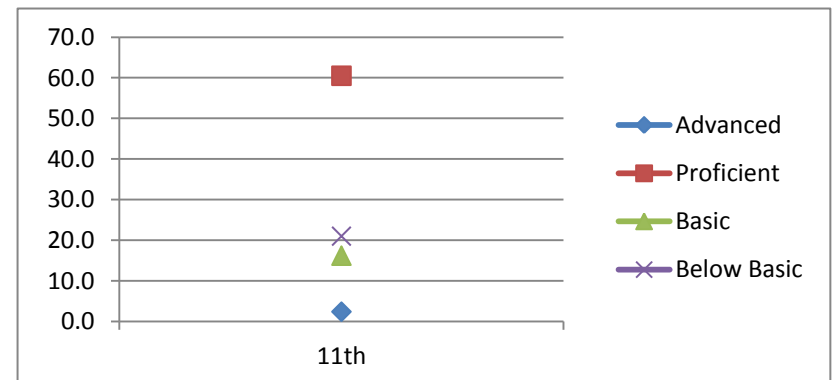
Reading

	2001-2002	2004-2005
Advanced	14.6	32.0
Proficient	39.7	33.1
Basic	26.1	16.0
Below Basic	19.6	18.9
	8th	11th
	2001-2002	2004-2005



Writing

	2004-2005
Advanced	2.4
Proficient	60.5
Basic	16.2
Below Basic	21.0
	11th
	2004-2005



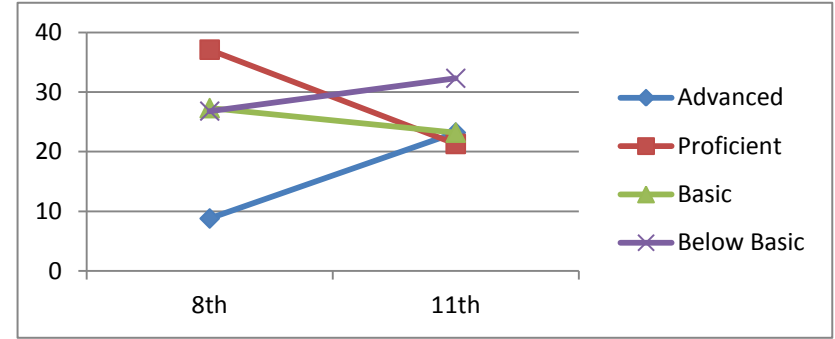
Science

	2001-2002	2004-2005
Advanced		
Proficient		
Basic		
Below Basic		
	8th	11th
	2001-2002	2004-2005

Susquenita Class of 2007

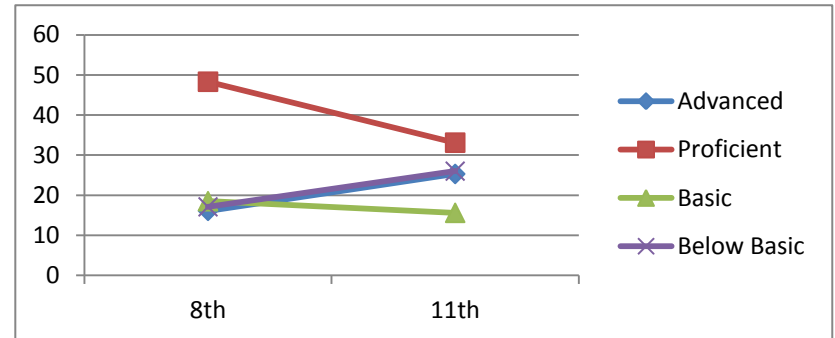
Math

	8th	11th
Advanced	8.8	23.2
Proficient	37.1	21.3
Basic	27.3	23.2
Below Basic	26.8	32.3
	2002-2003	2005-2006



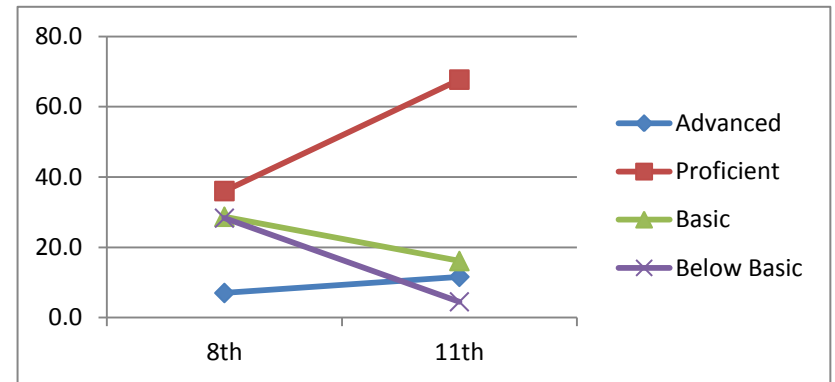
Reading

	8th	11th
Advanced	16.1	25.3
Proficient	48.3	33.1
Basic	18.5	15.6
Below Basic	17.1	26.0
	2002-2003	2005-2006



Writing

	8th	11th
Advanced	7.0	11.6
Proficient	36.0	67.7
Basic	28.7	16.1
Below Basic	28.3	4.5
	2002-2003	2005-2006



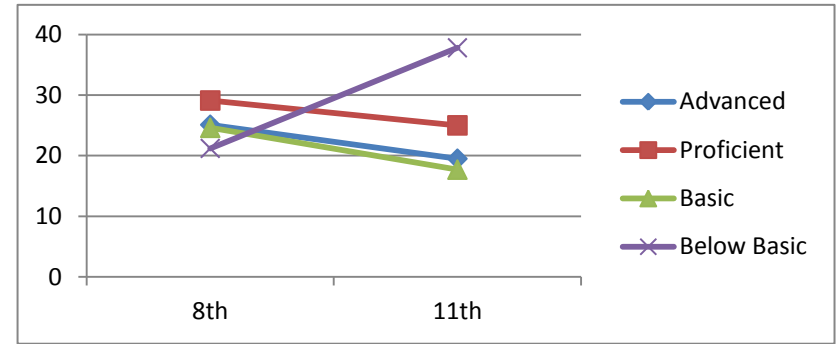
Science

	8th	11th
Advanced		
Proficient		
Basic		
Below Basic		
	2002-2003	2005-2006

Susquenita Class of 2008

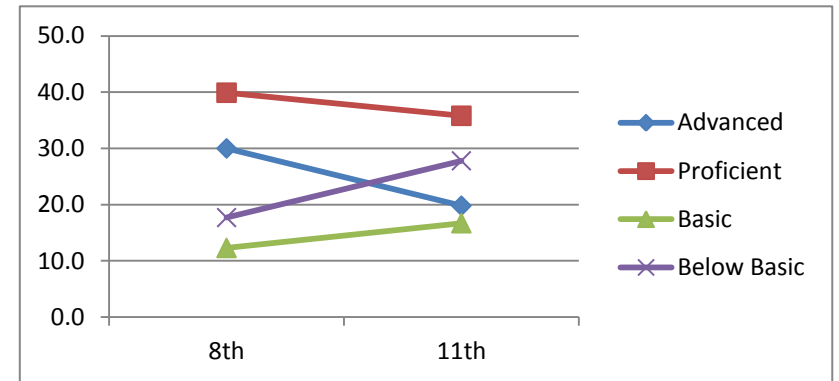
Math

	2003-2004	2006-2007
Advanced	25.1	19.5
Proficient	29.1	25.0
Basic	24.6	17.7
Below Basic	21.2	37.8
	8th	11th
	2003-2004	2006-2007



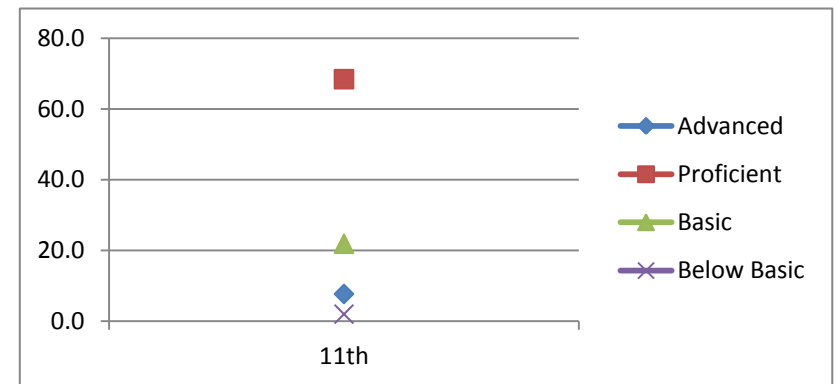
Reading

	2003-2004	2006-2007
Advanced	30.0	19.8
Proficient	39.9	35.8
Basic	12.3	16.7
Below Basic	17.7	27.8
	8th	11th
	2003-2004	2006-2007



Writing

	2006-2007
Advanced	7.7
Proficient	68.4
Basic	21.9
Below Basic	2.0
	11th
	2006-2007



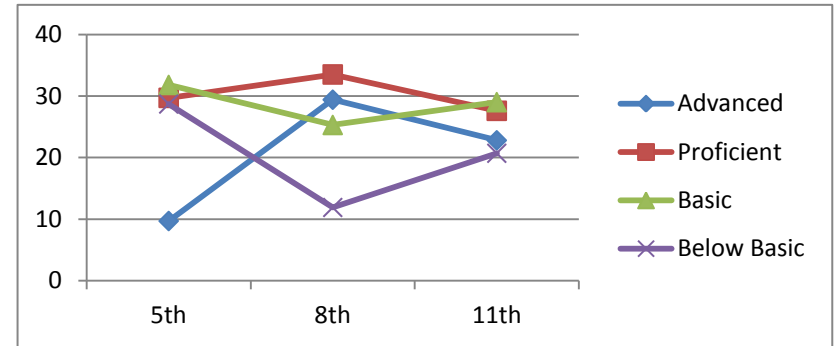
Science

	2003-2004	2006-2007
Advanced		
Proficient		
Basic		
Below Basic		
	8th	11th
	2003-2004	2006-2007

Susquenita Class of 2009

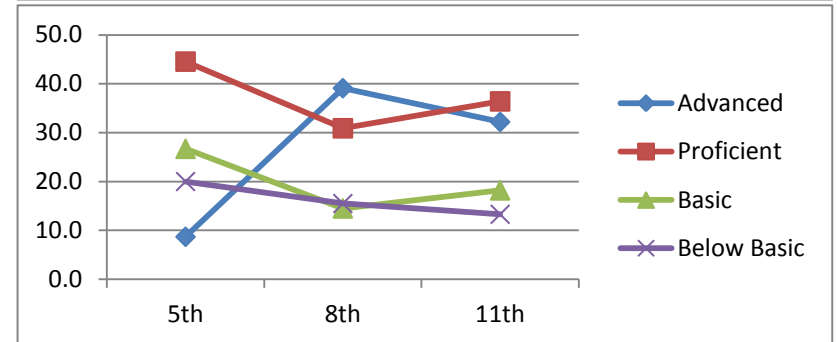
Math

Advanced	9.7	29.4	22.8
Proficient	29.7	33.5	27.6
Basic	31.8	25.3	29.0
Below Basic	28.7	11.9	20.7
	5th	8th	11th
	2001-2002	2004-2005	2007-2008



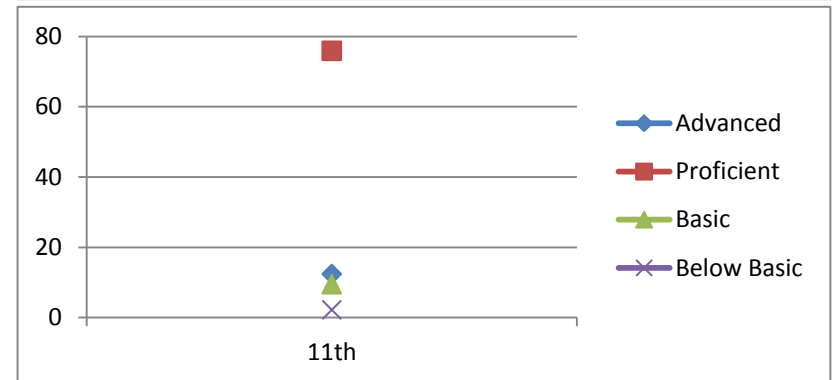
Reading

Advanced	8.7	39.1	32.2
Proficient	44.5	30.9	36.4
Basic	26.7	14.5	18.2
Below Basic	20.0	15.5	13.3
	5th	8th	11th
	2001-2002	2004-2005	2007-2008



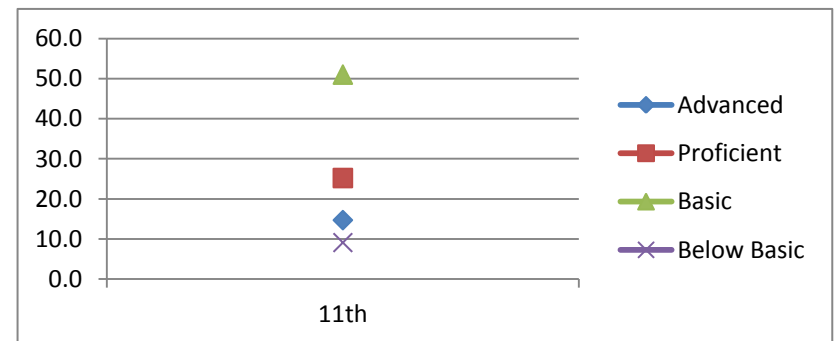
Writing

Advanced	12.4
Proficient	75.9
Basic	9.5
Below Basic	2.2
	11th
	2007-2008



Science

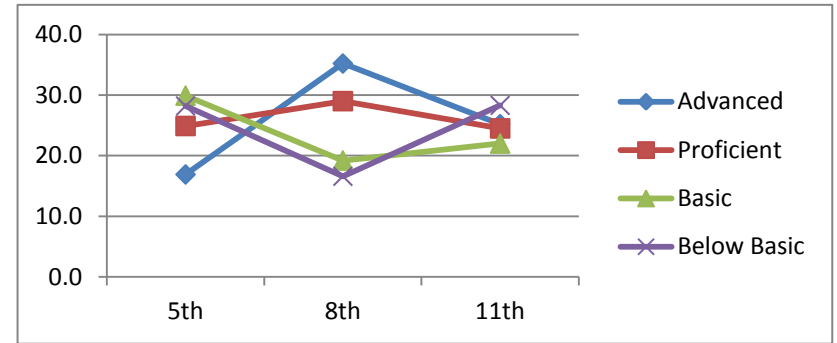
Advanced	14.7
Proficient	25.2
Basic	51.0
Below Basic	9.1
	11th
	2007-2008



Susquenita Class of 2010

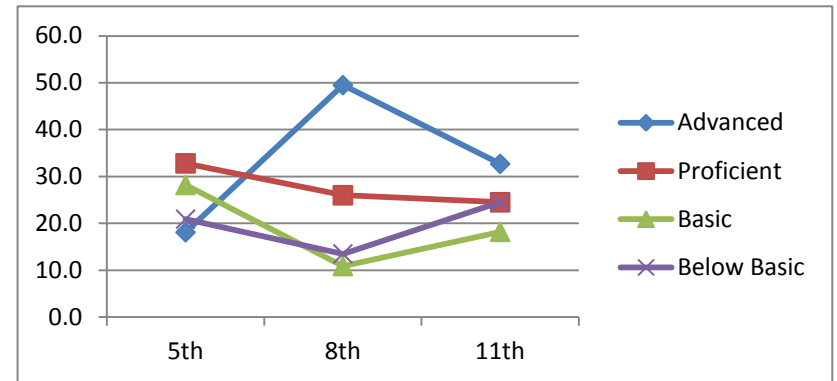
Math

Advanced	16.9	35.2	25.2
Proficient	24.9	29.0	24.5
Basic	29.9	19.2	22.0
Below Basic	28.2	16.6	28.3
	5th	8th	11th
	2002-2003	2005-2006	2008-2009



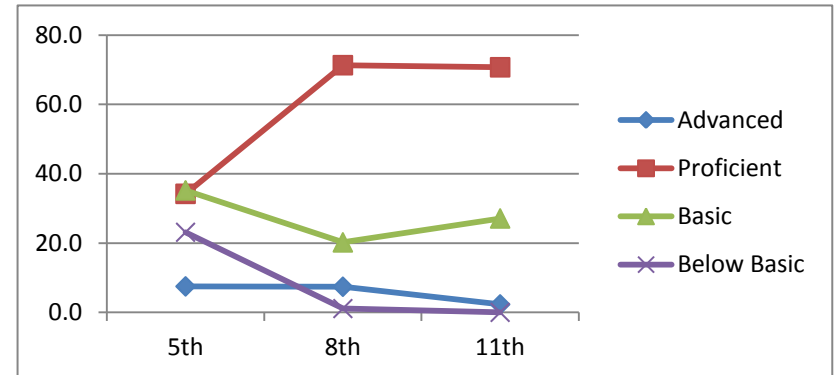
Reading

Advanced	18.1	49.5	32.7
Proficient	32.8	26.0	24.5
Basic	28.2	10.9	18.2
Below Basic	20.9	13.5	24.5
	5th	8th	11th
	2002-2003	2005-2006	2008-2009



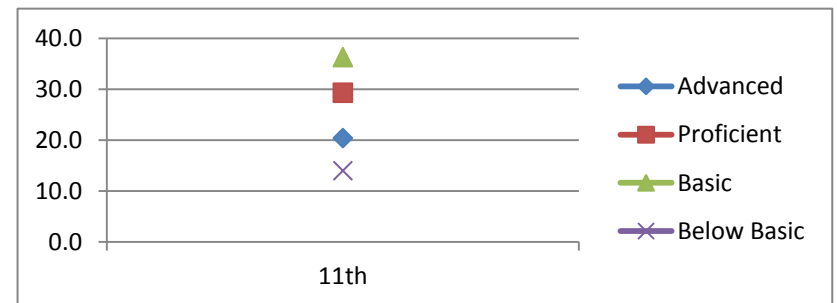
Writing

Advanced	7.5	7.4	2.3
Proficient	34.2	71.3	70.7
Basic	35.2	20.2	27.1
Below Basic	23.1	1.1	0.0
	5th	8th	11th
	2002-2003	2005-2006	2008-2009



Science

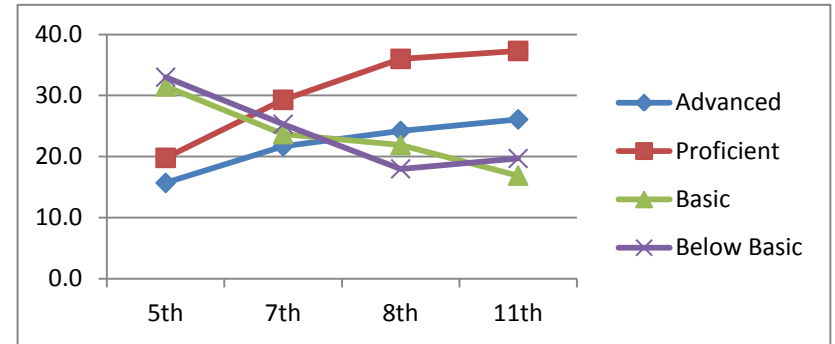
Advanced	20.4
Proficient	29.3
Basic	36.3
Below Basic	14.0
	11th
	2008-2009



Susquenita Class of 2011

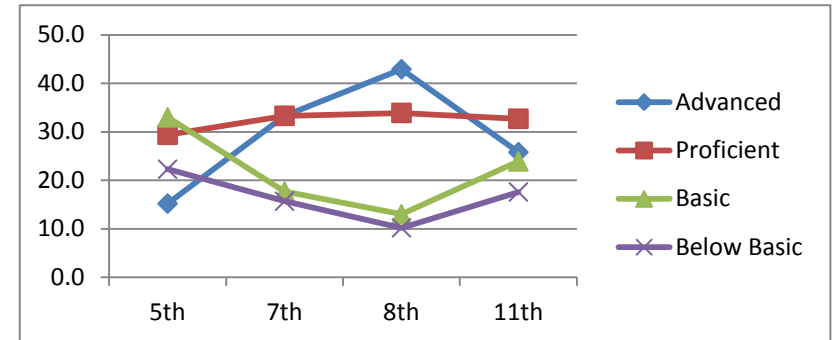
Math

Advanced	15.7	21.7	24.2	26.1
Proficient	19.8	29.3	36.0	37.3
Basic	31.5	23.7	21.9	16.9
Below Basic	33.0	25.3	18.0	19.7
	5th	7th	8th	11th
	2003-2004	2005-2006	2006-2007	2009-2010



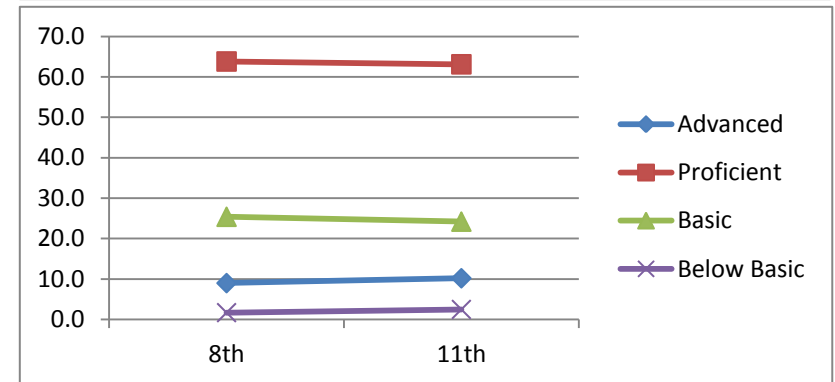
Reading

Advanced	15.2	33.3	42.9	25.8
Proficient	29.4	33.3	33.9	32.7
Basic	33.0	17.7	13.0	23.9
Below Basic	22.3	15.7	10.2	17.6
	5th	7th	8th	11th
	2003-2004	2005-2006	2006-2007	2009-2010



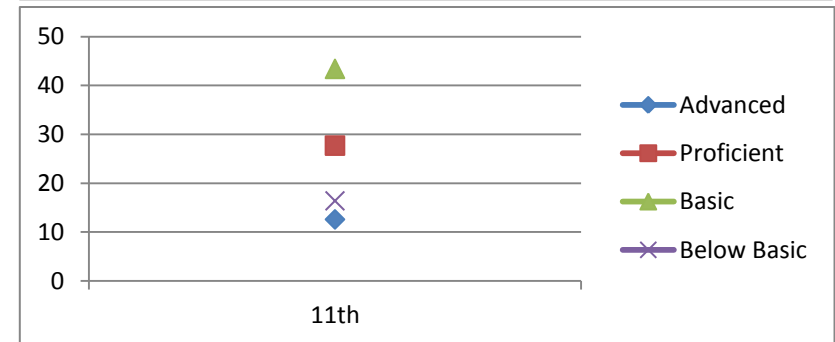
Writing

Advanced	9.0	10.2
Proficient	63.8	63.1
Basic	25.4	24.2
Below Basic	1.7	2.5
	8th	11th
	2006-2007	2009-2010



Science

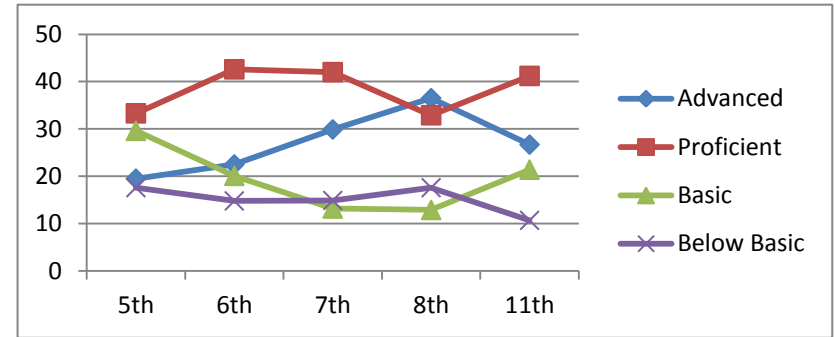
Advanced	12.6
Proficient	27.7
Basic	43.4
Below Basic	16.4
	11th
	2009-2010



Susquenita Class of 2012

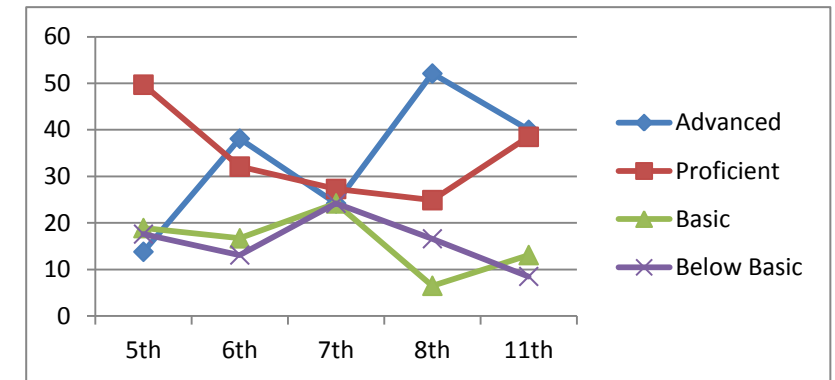
Math

Advanced	19.5	22.5	29.9	36.5	26.7
Proficient	33.3	42.6	42.0	32.9	41.2
Basic	29.6	20.1	13.2	12.9	21.4
Below Basic	17.6	14.8	14.9	17.6	10.7
	5th	6th	7th	8th	11th
	2004-2005	2005-2006	2006-2007	2006-2007	2010-2011



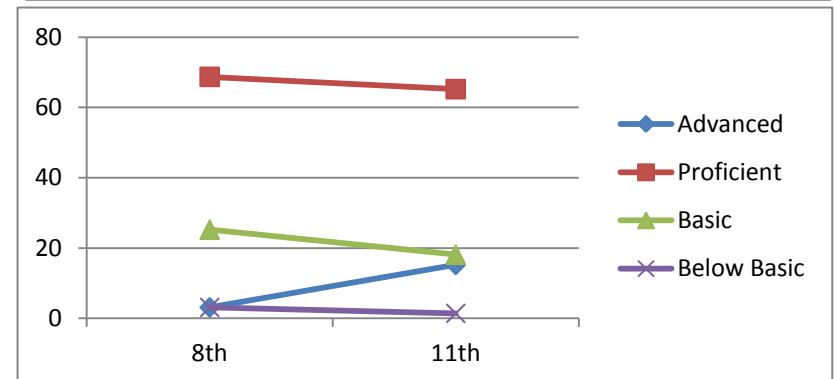
Reading

Advanced	13.8	38.1	24.2	52.1	40.0
Proficient	49.7	32.1	27.3	24.9	38.5
Basic	18.9	16.7	24.2	6.5	13.1
Below Basic	17.6	13.1	24.2	16.6	8.5
	5th	6th	7th	8th	11th
	2004-2005	2005-2006	2006-2007	2006-2007	2010-2011



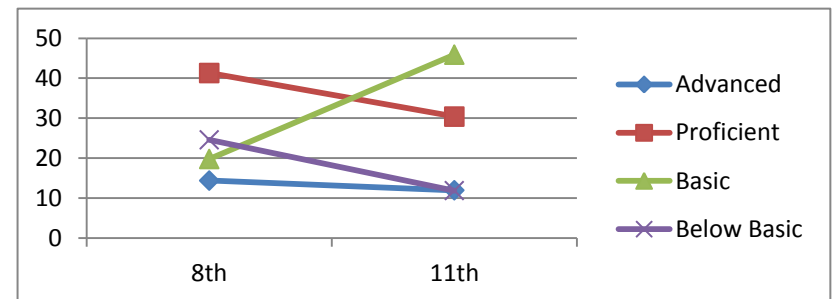
Writing

Advanced	3.1	15.2
Proficient	68.7	65.2
Basic	25.2	18.1
Below Basic	3.1	1.4
	8th	11th
	2006-2007	2010-2011



Science

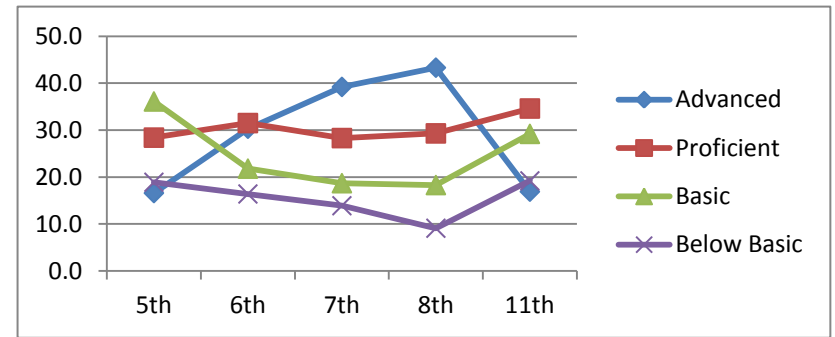
Advanced	14.4	12.0
Proficient	41.3	30.4
Basic	19.8	45.9
Below Basic	24.6	11.9
	8th	11th
	2006-2007	2010-2011



Susquenita Class of 2013

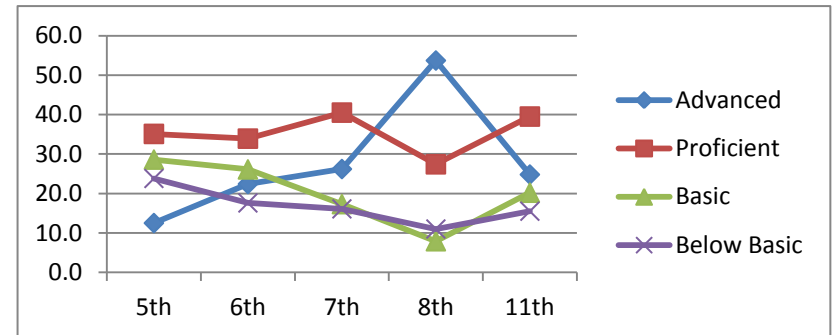
Math

Advanced	16.6	30.3	39.2	43.3	16.9
Proficient	28.4	31.5	28.3	29.3	34.6
Basic	36.1	21.8	18.7	18.3	29.2
Below Basic	18.9	16.4	13.9	9.1	19.2
	5th	6th	7th	8th	11th
	2005-2006	2006-2007	2007-2008	2008-2009	2011-2012



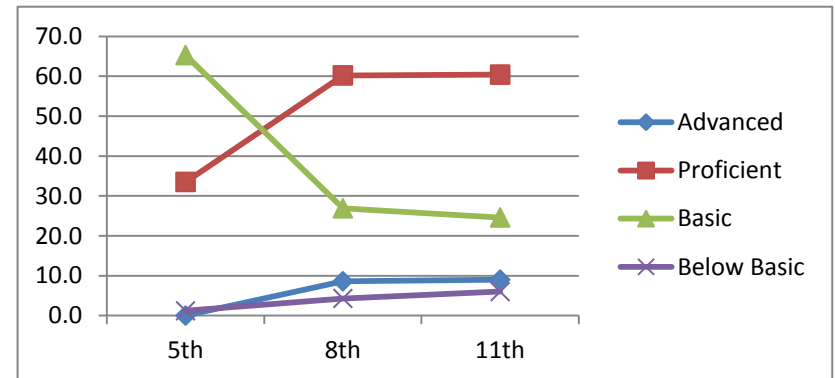
Reading

Advanced	12.5	22.4	26.2	53.7	24.8
Proficient	35.1	33.9	40.5	27.4	39.5
Basic	28.6	26.1	17.3	7.9	20.2
Below Basic	23.8	17.6	16.1	11.0	15.5
	5th	6th	7th	8th	11th
	2005-2006	2006-2007	2007-2008	2008-2009	2011-2012



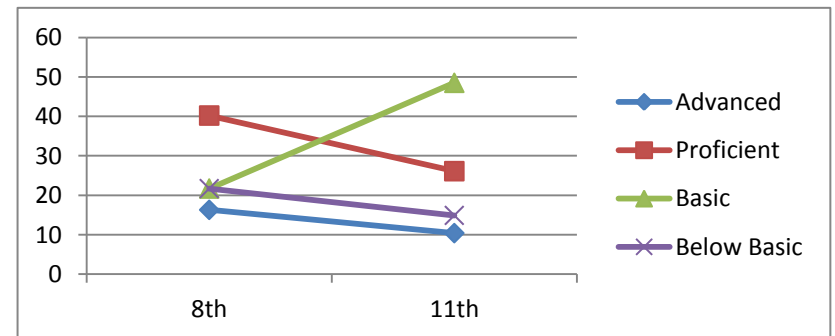
Writing

Advanced	0.0	8.6	9
Proficient	33.5	60.2	60.4
Basic	65.3	26.9	24.6
Below Basic	1.2	4.3	6.0
	5th	8th	11th
	2005-2006	2008-2009	2011-2012



Science

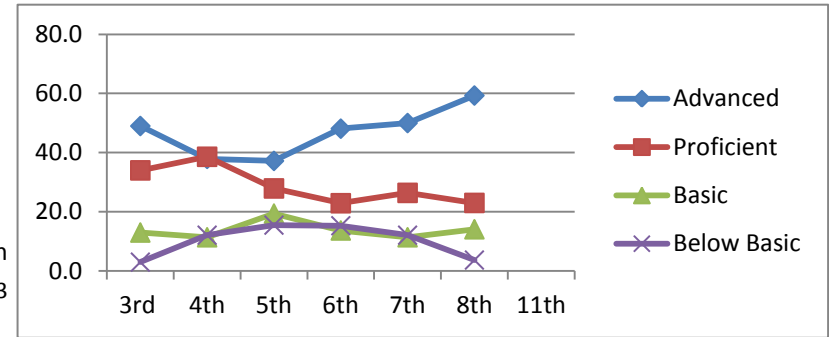
Advanced	16.3	10.4
Proficient	40.2	26.1
Basic	21.7	48.5
Below Basic	21.7	14.9
	8th	11th
	2008-2009	2011-2012



Susquenita Class of 2014

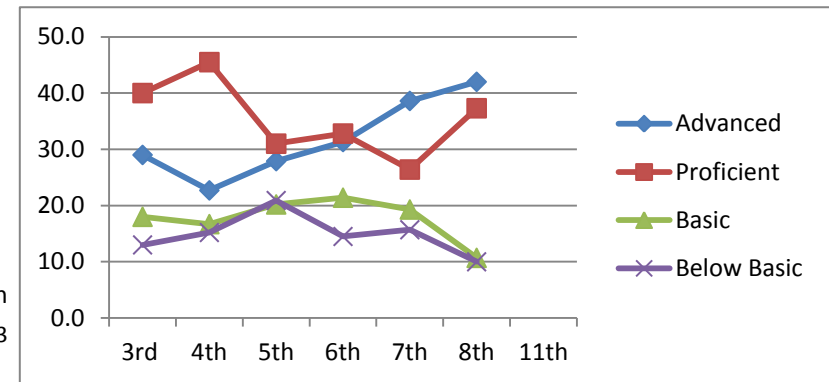
Math

Advanced	49.0	37.9	37.2	48.1	50.0	59.3
Proficient	34.0	38.6	27.9	22.9	26.4	23.0
Basic	13.0	11.4	19.4	13.7	11.4	14.1
Below Basic	3.0	12.1	15.5	15.3	12.1	3.7
	3rd	4th	5th	6th	7th	8th
	2004-2005	2005-2006	2006-2007	2007-2008	2008-2009	2009-2010
						11th
						2012-2013



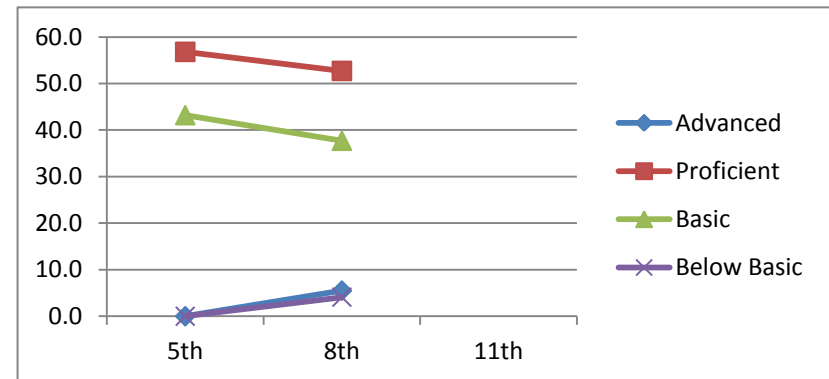
Reading

Advanced	29.0	22.7	27.9	31.3	38.6	42.0
Proficient	40.0	45.5	31.0	32.8	26.4	37.3
Basic	18.0	16.7	20.2	21.4	19.3	10.7
Below Basic	13.0	15.2	20.9	14.5	15.7	10.0
	3rd	4th	5th	6th	7th	8th
	2004-2005	2005-2006	2006-2007	2007-2008	2008-2009	2009-2010
						11th
						2012-2013




Writing

Advanced	0.0	5.5
Proficient	56.8	52.7
Basic	43.2	37.7
Below Basic	0.0	4.1
	5th	8th
	2006-2007	2009-2010
		11th
		2012-2013



Science

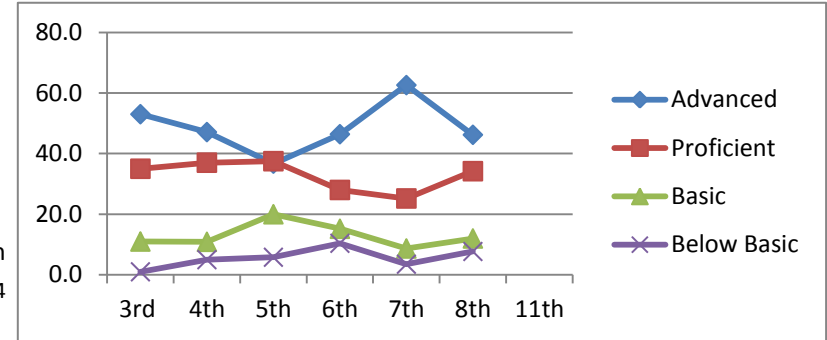
Advanced	27.3
Proficient	33.3
Basic	14.0
Below Basic	25.3
	8th
	11th
	2009-2010
	2012-2013



Susquenita Class of 2015

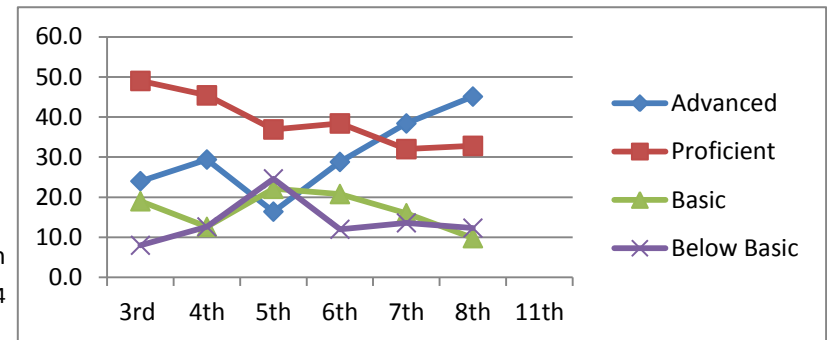
Math

Advanced	53.0	47.1	36.7	46.4	62.6	46.2	
Proficient	35.0	37.0	37.5	28.0	25.2	34.2	
Basic	11.0	10.9	20.0	15.2	8.7	12.0	
Below Basic	1.0	5.0	5.8	10.4	3.5	7.7	
	3rd	4th	5th	6th	7th	8th	
	2005-2006	2006-2007	2007-2008	2008-2009	2009-2010	2010-2011	2013-2014



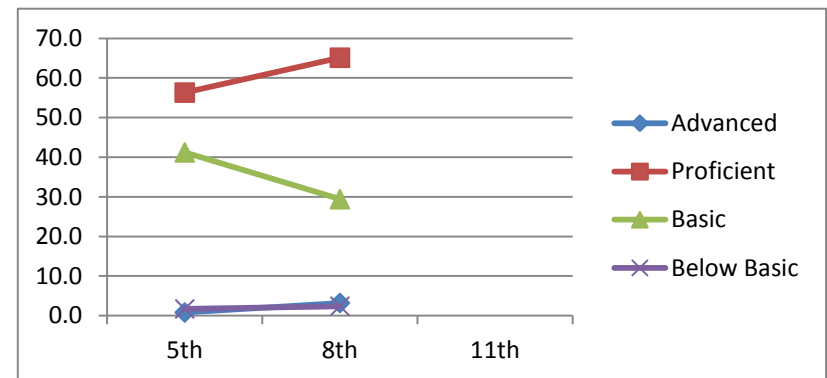
Reading

Advanced	24.0	29.4	16.4	28.8	38.4	45.1	
Proficient	49.0	45.4	36.9	38.4	32.0	32.8	
Basic	19.0	12.6	22.1	20.8	16.0	9.8	
Below Basic	8.0	12.6	24.6	12.0	13.6	12.3	
	3rd	4th	5th	6th	7th	8th	
	2005-2006	2006-2007	2007-2008	2008-2009	2009-2010	2010-2011	2013-2014




Writing

Advanced	0.8	3.2	
Proficient	56.3	65.1	
Basic	41.2	29.4	
Below Basic	1.7	2.4	
	5th	8th	11th
	2007-2008	2010-2011	2013-2014



Science

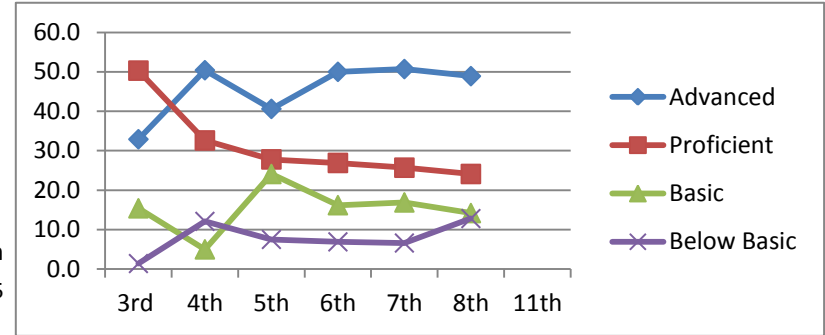
Advanced	19.5	
Proficient	39.8	
Basic	22.0	
Below Basic	18.7	
	8th	11th
	2010-2011	2013-2014



Susquenita Class of 2016

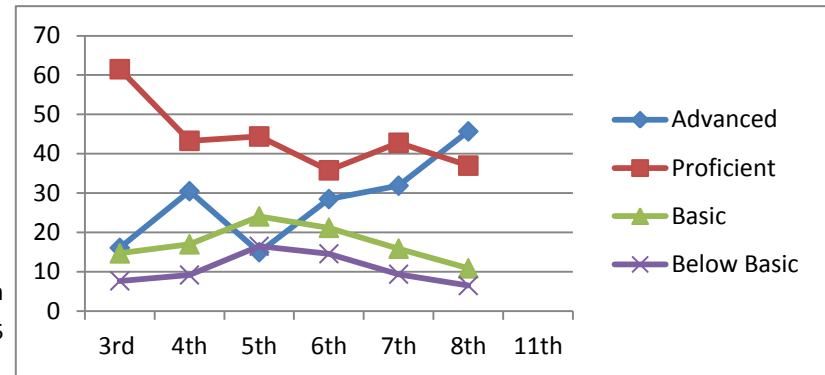
Math

Advanced	32.9	50.4	40.6	50.0	50.7	48.9	
Proficient	50.3	32.6	27.8	26.9	25.7	24.1	
Basic	15.4	5.0	24.1	16.2	16.9	14.2	
Below Basic	1.4	12.1	7.5	6.9	6.6	12.8	
	3rd	4th	5th	6th	7th	8th	
	2006-2007	2007-2008	2008-2009	2009-2010	2010-2011	2011-2012	2014-2015



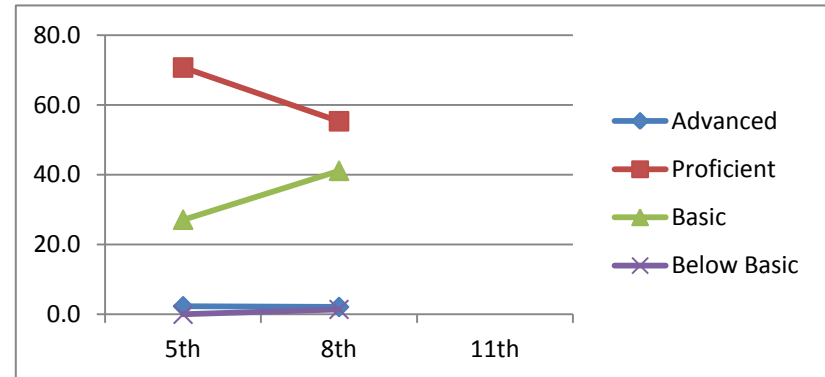
Reading

Advanced	16.1	30.5	15.0	28.5	31.9	45.7	
Proficient	61.5	43.3	44.4	35.8	42.8	37	
Basic	14.7	17.0	24.1	21.2	15.9	10.9	
Below Basic	7.7	9.2	16.5	14.6	9.4	6.5	
	3rd	4th	5th	6th	7th	8th	
	2006-2007	2007-2008	2008-2009	2009-2010	2010-2011	2011-2012	2014-2015



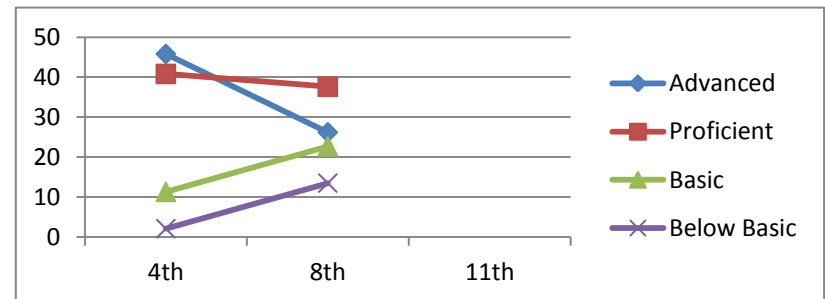
Writing

Advanced	2.3	2.1	
Proficient	70.7	55.3	
Basic	27.1	41.1	
Below Basic	0.0	1.4	
	5th	8th	11th
	2008-2009	2011-2012	2014-2015



Science

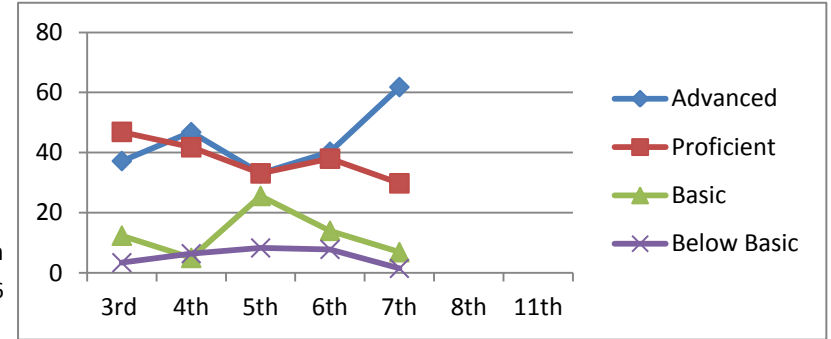
Advanced	45.8	26.2	
Proficient	40.8	37.6	
Basic	11.3	22.7	
Below Basic	2.1	13.5	
	4th	8th	11th
	2007-2008	2011-2012	2014-2015



Susquenita Class of 2017

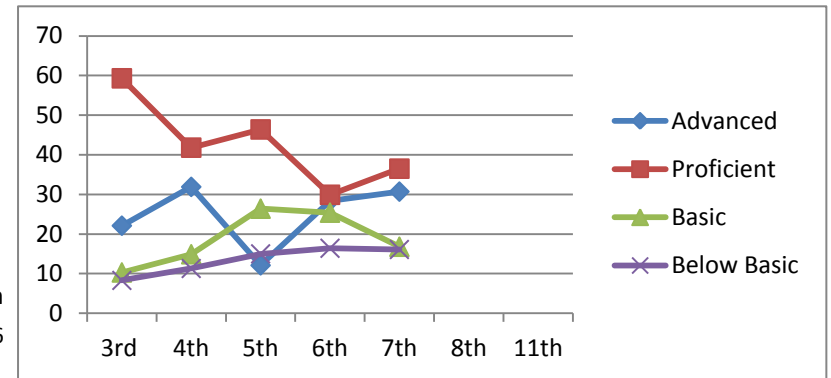
Math

Advanced	37.2	46.8	33.1	40.3	61.8		
Proficient	46.9	41.8	33.1	38.0	29.8		
Basic	12.4	5.0	25.6	14.0	6.9		
Below Basic	3.4	6.4	8.3	7.8	1.5		
	3rd	4th	5th	6th	7th	8th	11th
	2007-2008	2008-2009	2009-2010	2010-2011	2011-2012	2012-2013	2015-2016



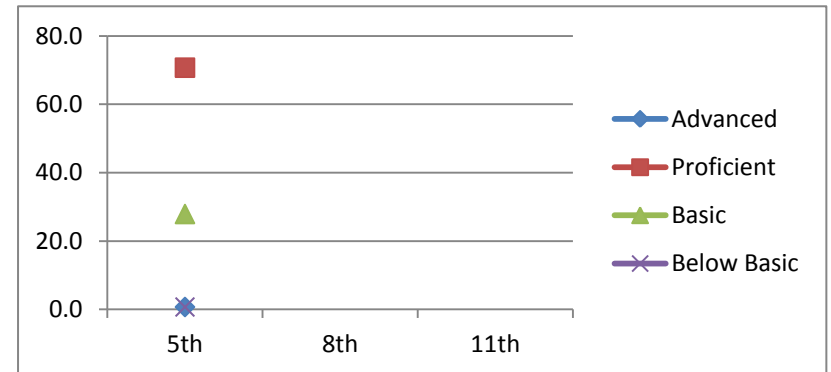
Reading

Advanced	22.1	31.9	12.1	28.4	30.7		
Proficient	59.3	41.8	46.4	29.9	36.5		
Basic	10.3	14.9	26.4	25.4	16.8		
Below Basic	8.3	11.3	15.0	16.4	16.1		
	3rd	4th	5th	6th	7th	8th	11th
	2007-2008	2008-2009	2009-2010	2010-2011	2011-2012	2012-2013	2015-2016



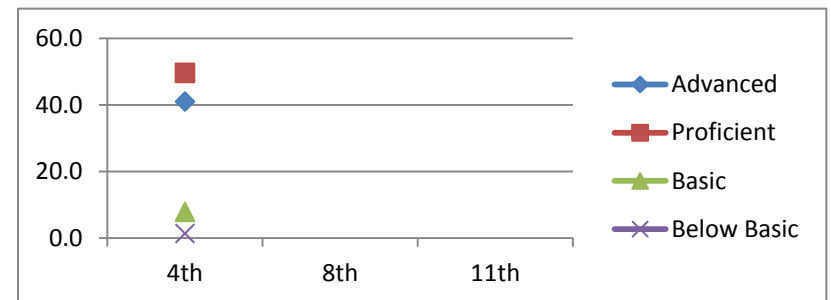
Writing

Advanced	0.7						
Proficient	70.7						
Basic	27.9						
Below Basic	0.7						
	5th	8th	11th				
	2009-2010	2012-2013	2015-2016				



Science

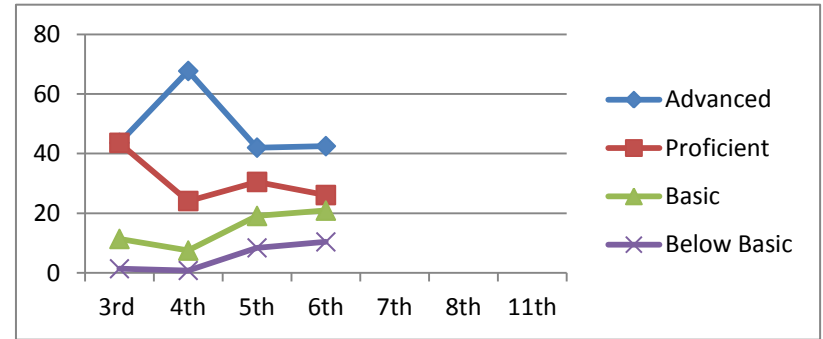
Advanced	41.0						
Proficient	49.6						
Basic	7.9						
Below Basic	1.4						
	4th	8th	11th				
	2008-2009	2012-2013	2015-2016				



Susquenita Class of 2018

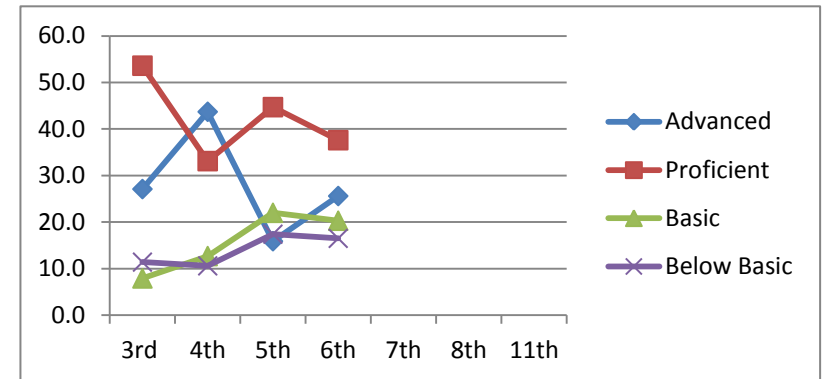
Math

Advanced	43.6	67.7	42.0	42.5			
Proficient	43.6	24.1	30.5	26.1			
Basic	11.4	7.5	19.1	20.9			
Below Basic	1.4	0.8	8.4	10.4			
	3rd	4th	5th	6th	7th	8th	11th
	2008-2009	2009-2010	2010-2011	2011-2012	2012-2013	2013-2014	2016-2017



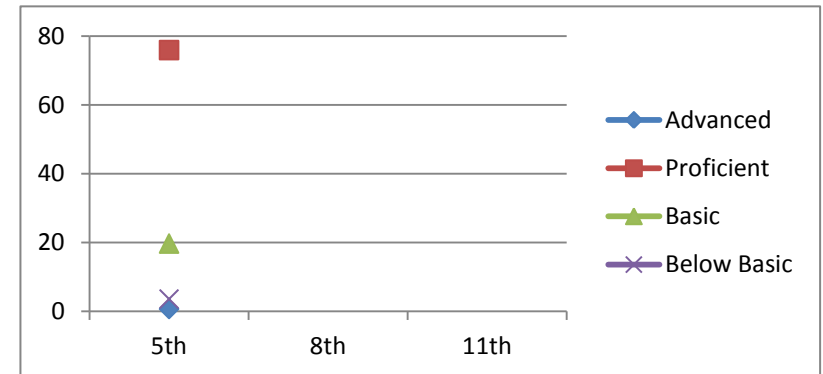
Reading

Advanced	27.1	43.7	15.9	25.6			
Proficient	53.6	33.1	44.7	37.6			
Basic	7.9	12.7	22.0	20.3			
Below Basic	11.4	10.6	17.4	16.5			
	3rd	4th	5th	6th	7th	8th	11th
	2008-2009	2009-2010	2010-2011	2011-2012	2012-2013	2013-2014	2016-2017




Writing

Advanced	0.7			
Proficient	75.9			
Basic	19.7			
Below Basic	3.6			
	5th	8th	11th	
	2010-2011	2013-2014	2016-2017	



Science

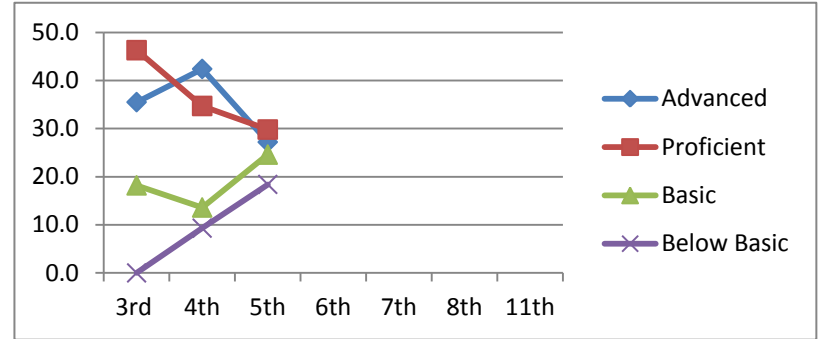
Advanced	56.7			
Proficient	32.6			
Basic	8.5			
Below Basic	2.1			
	4th	8th	11th	
	2009-2010	2013-2014	2016-2017	



Susquenita Class of 2019

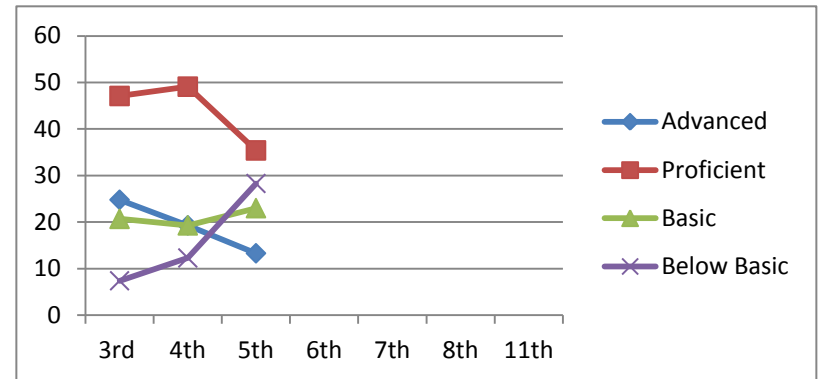
Math

Advanced	35.5	42.4	27.2				
Proficient	46.3	34.7	29.8				
Basic	18.2	13.6	24.6				
Below Basic	0.0	9.3	18.4				
	3rd	4th	5th	6th	7th	8th	11th
	2009-2010	2010-2011	2011-2012	2012-2013	2013-2014	2014-2015	2017-2018



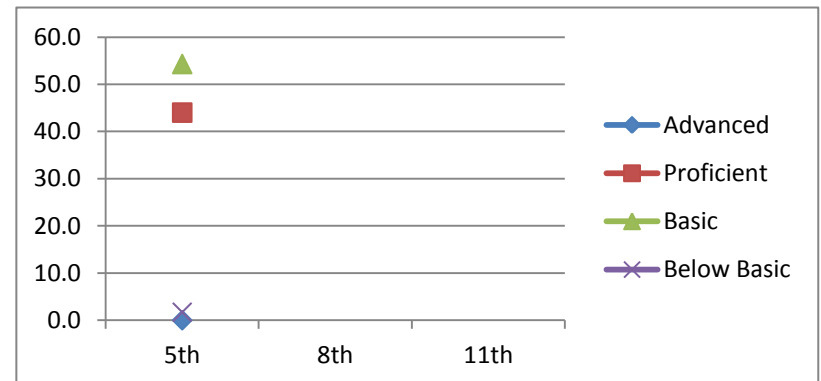
Reading

Advanced	24.8	19.3	13.3				
Proficient	47.1	49.1	35.4				
Basic	20.7	19.3	23				
Below Basic	7.4	12.3	28.3				
	3rd	4th	5th	6th	7th	8th	11th
	2009-2010	2010-2011	2011-2012	2012-2013	2013-2014	2014-2015	2017-2018




Writing

Advanced	0.0					
Proficient	44.0					
Basic	54.3					
Below Basic	1.7					
	5th	8th	11th			
	2011-2012	2014-2015	2017-2018			



Science

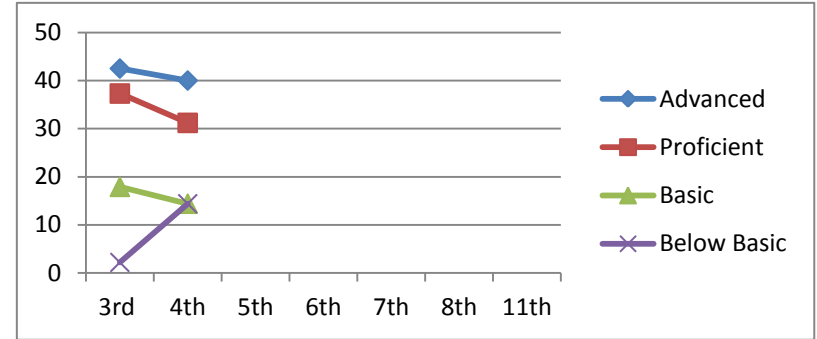
Advanced	40.3				
Proficient	48.7				
Basic	10.1				
Below Basic	0.8				
	4th	8th	11th		
	2010-2011	2014-2015	2017-2018		



Susquenita Class of 2020

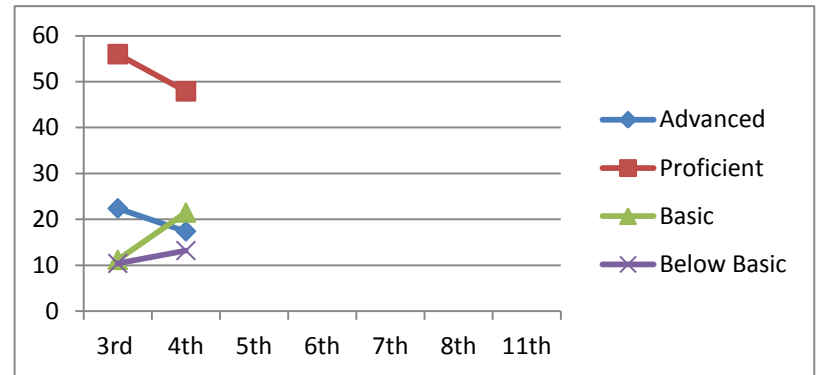
Math

Advanced	42.5	40						
Proficient	37.3	31.2						
Basic	17.9	14.4						
Below Basic	2.2	14.4						
	3rd	4th	5th	6th	7th	8th	11th	
	2010-2011	2011-2012	2012-2013	2013-2014	2014-2015	2015-2016	2018-2019	



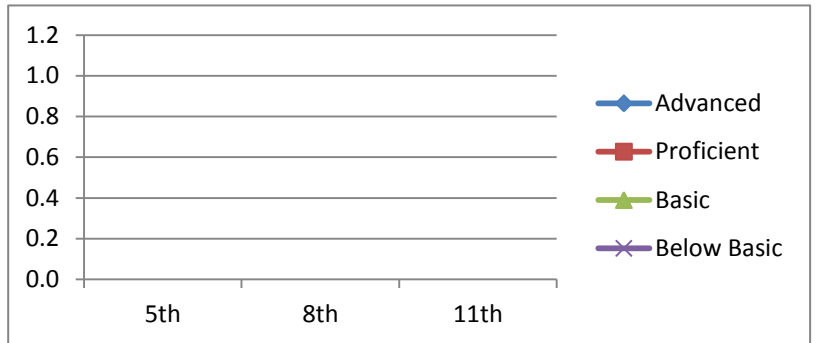
Reading

Advanced	22.4	17.4						
Proficient	56.0	47.9						
Basic	11.2	21.5						
Below Basic	10.4	13.2						
	3rd	4th	5th	6th	7th	8th	11th	
	2010-2011	2011-2012	2012-2013	2013-2014	2014-2015	2015-2016	2018-2019	



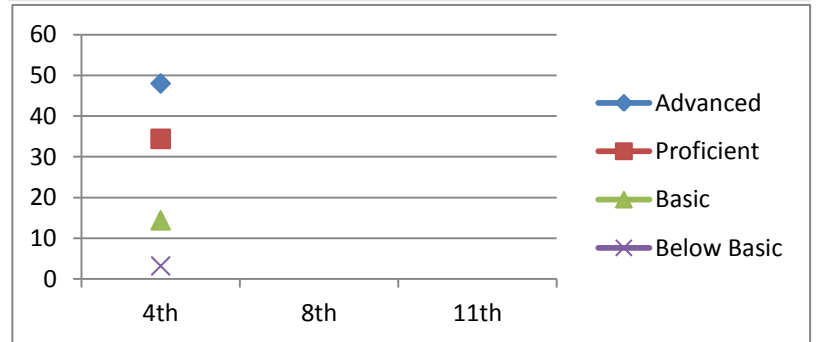
Writing

Advanced			
Proficient			
Basic			
Below Basic			
	5th	8th	11th
	2012-2013	2015-2016	2018-2019



Science

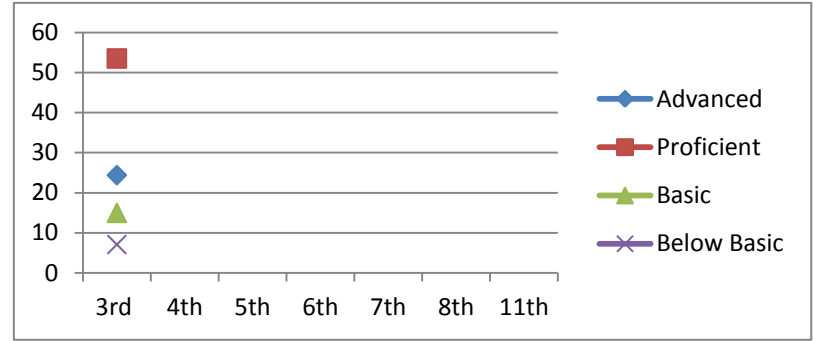
Advanced	48		
Proficient	34.4		
Basic	14.4		
Below Basic	3.2		
	4th	8th	11th
	2011-2012	2015-2016	2018-2019



Susquenita Class of 2021

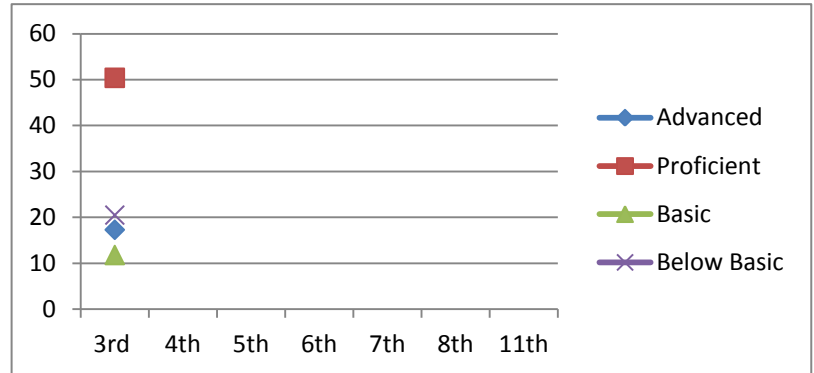
Math

Advanced	24.4							
Proficient	53.5							
Basic	15							
Below Basic	7.1							
		3rd	4th	5th	6th	7th	8th	11th
		2011-2012	2012-2013	2013-2014	2014-2015	2015-2016	2016-2017	2019-2020



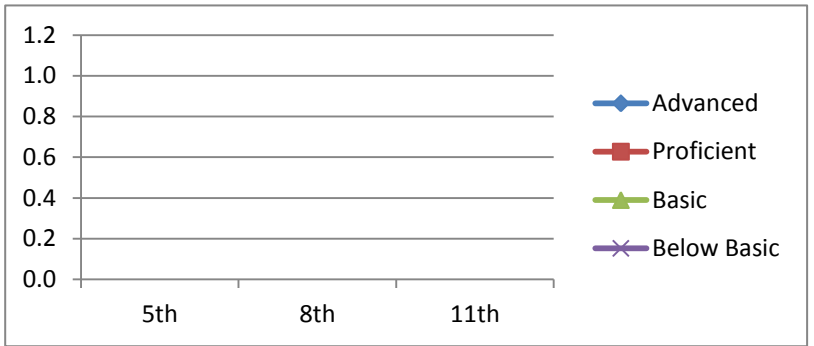
Reading

Advanced	17.3							
Proficient	50.4							
Basic	11.8							
Below Basic	20.5							
		3rd	4th	5th	6th	7th	8th	11th
		2011-2012	2012-2013	2013-2014	2014-2015	2015-2016	2016-2017	2019-2020



Writing

Advanced			
Proficient			
Basic			
Below Basic			
	5th	8th	11th
	2013-2014	2016-2017	2019-2020



Science

Advanced			
Proficient			
Basic			
Below Basic			
	4th	8th	11th
	2012-2013	2016-2017	2019-2020

