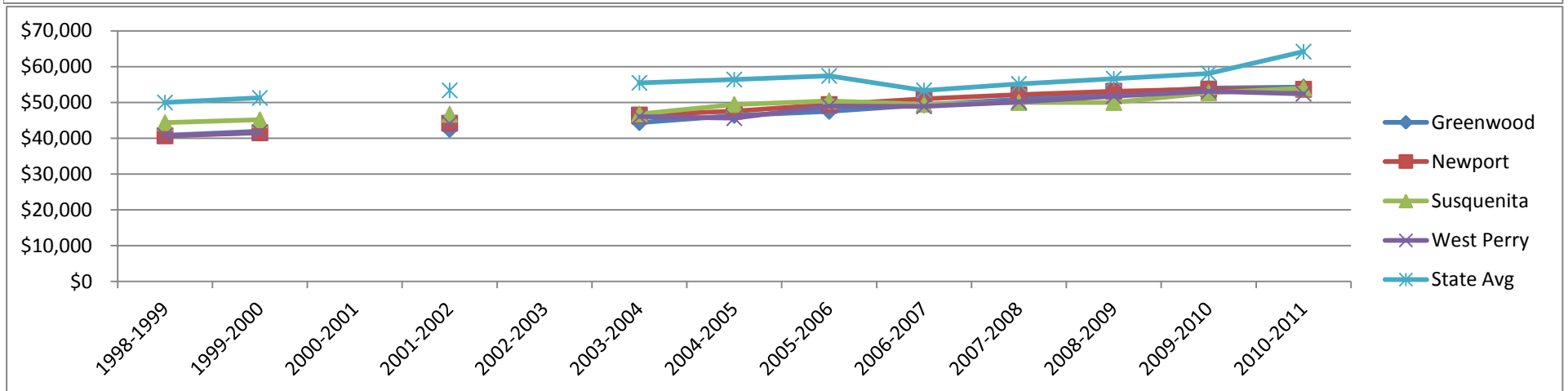
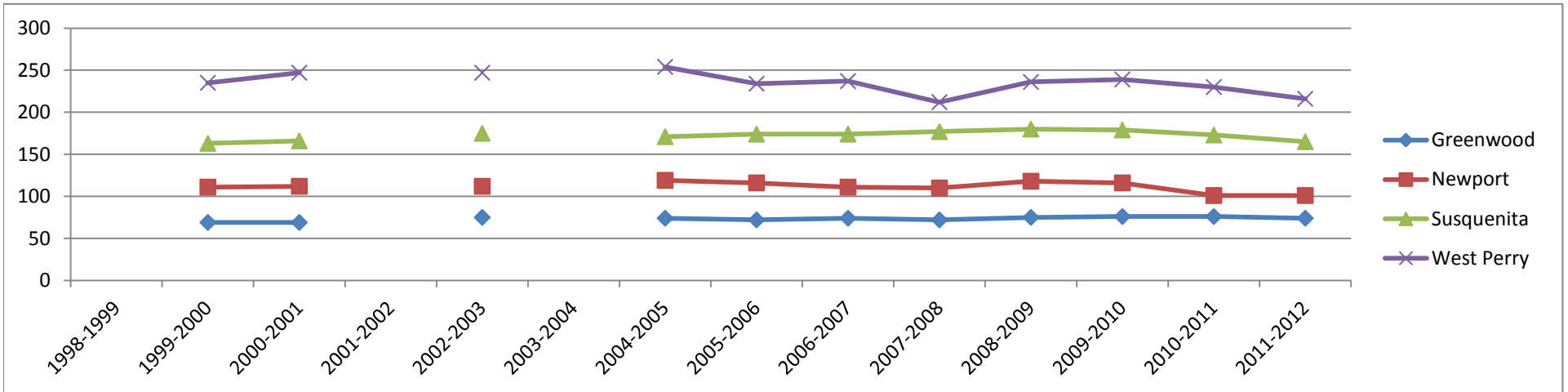
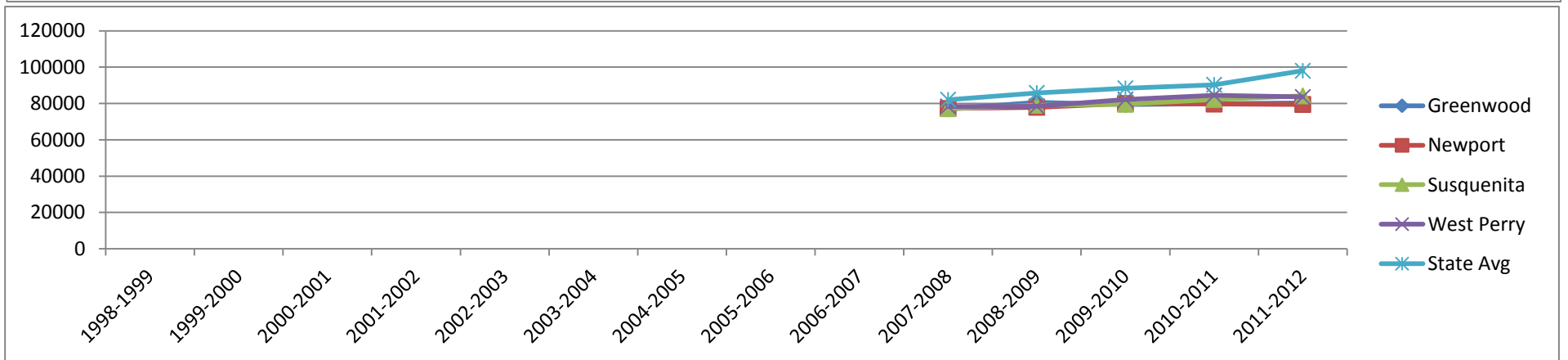
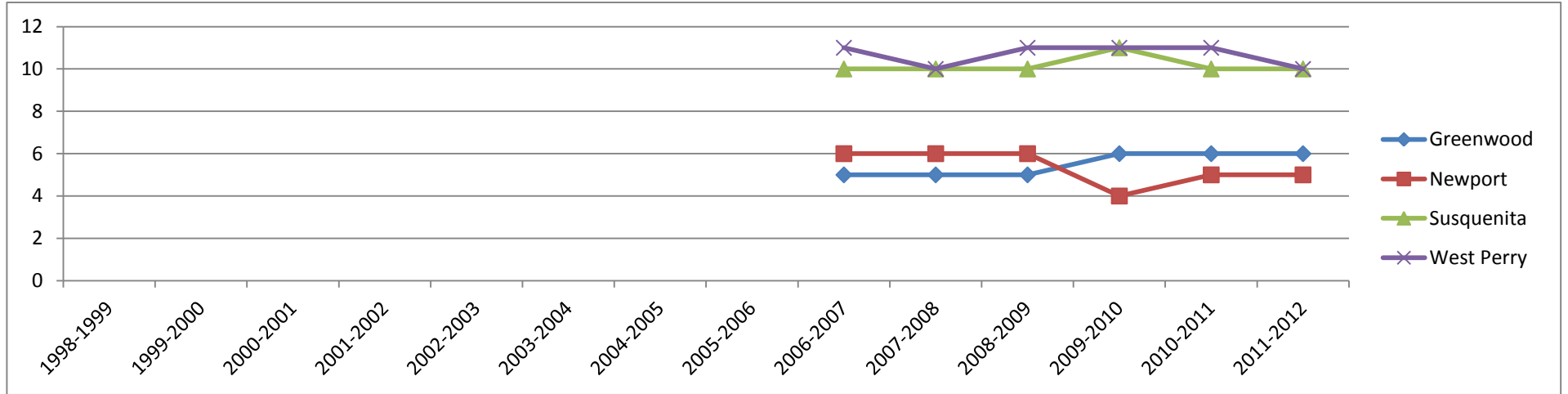


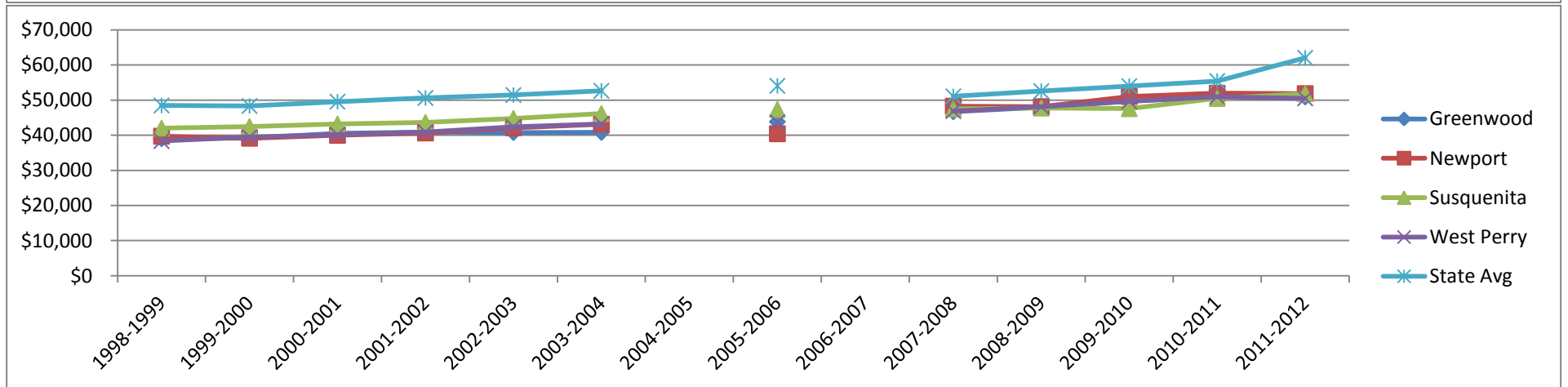
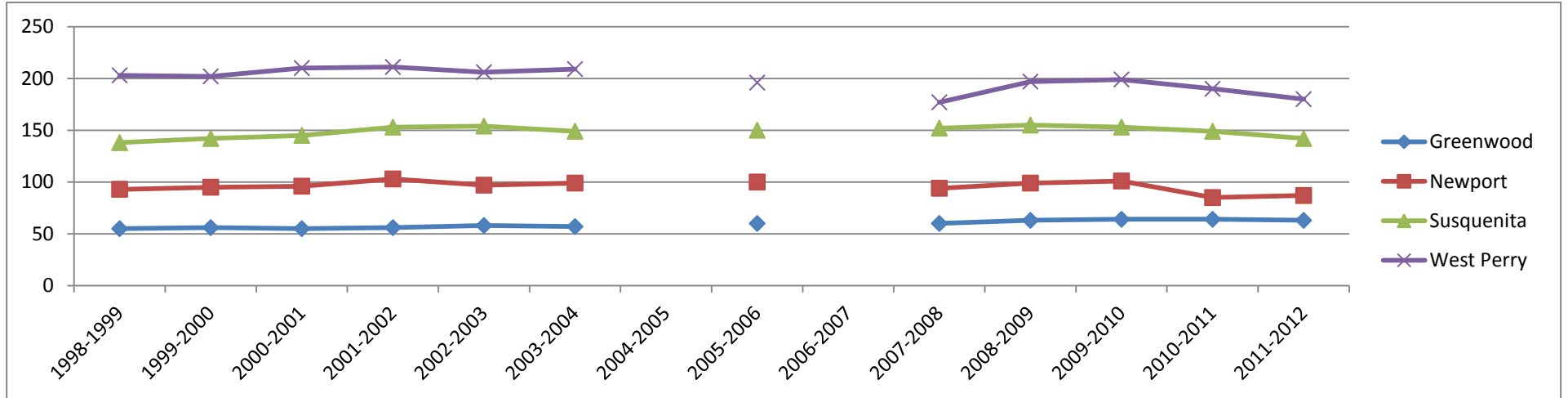
	1998-1999	1999-2000	2000-2001	2001-2002	2002-2003	2003-2004	2004-2005	2005-2006	2006-2007	2007-2008	2008-2009	2009-2010	2010-2011	2011-2012
Professional Persons														
Greenwood		69	69		75		74	72	74	72	75	76	76	74
Newport		111	112		112		119	116	111	110	118	116	101	101
Susquenita		163	166		175		171	174	174	177	180	179	173	165
West Perry		235	247		247		254	234	237	212	236	239	230	216
Greenwood		\$40,766	\$41,941		\$42,424		\$44,359	\$46,358	\$47,499	\$49,283	\$50,822	\$52,697	\$54,005.03	\$54,282
Newport		\$40,664	\$41,505		\$44,189		\$46,476	\$47,536	\$49,395	\$51,026	\$52,130	\$53,140	\$53,728.30	\$53,658
Susquenita		\$44,324	\$45,141		\$46,685		\$46,758	\$49,422	\$50,427	\$49,462	\$49,972	\$49,972	\$52,686.37	\$53,985
West Perry		\$40,717	\$41,613		\$44,077		\$46,030	\$45,595	\$48,985	\$48,901	\$50,154	\$51,745	\$53,108.69	\$52,415
State Avg		\$49,975	\$51,258		\$53,358		\$55,474	\$56,373	\$57,400	\$53,363	\$55,164	\$56,602	\$58,074.14	\$64,168



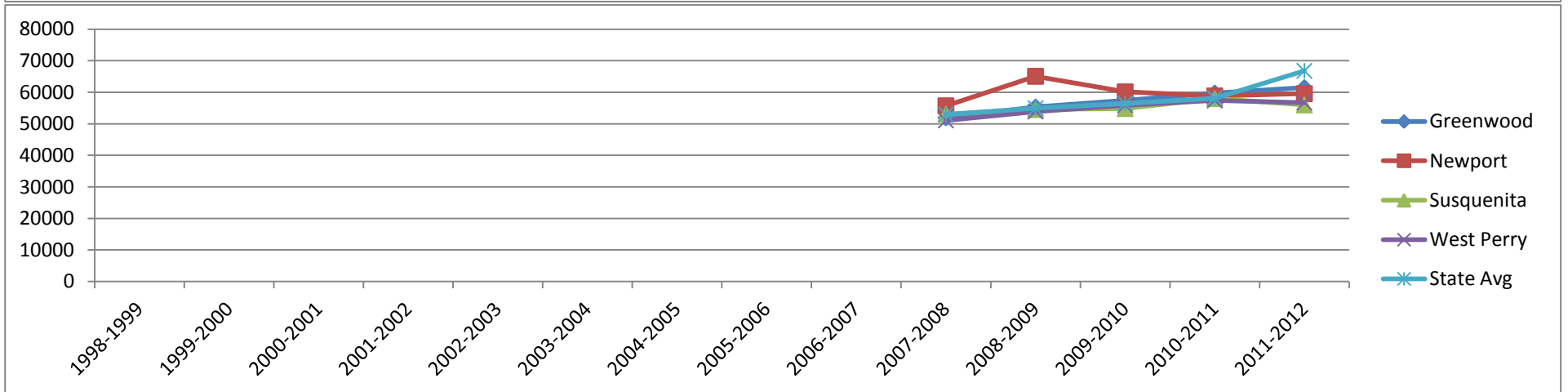
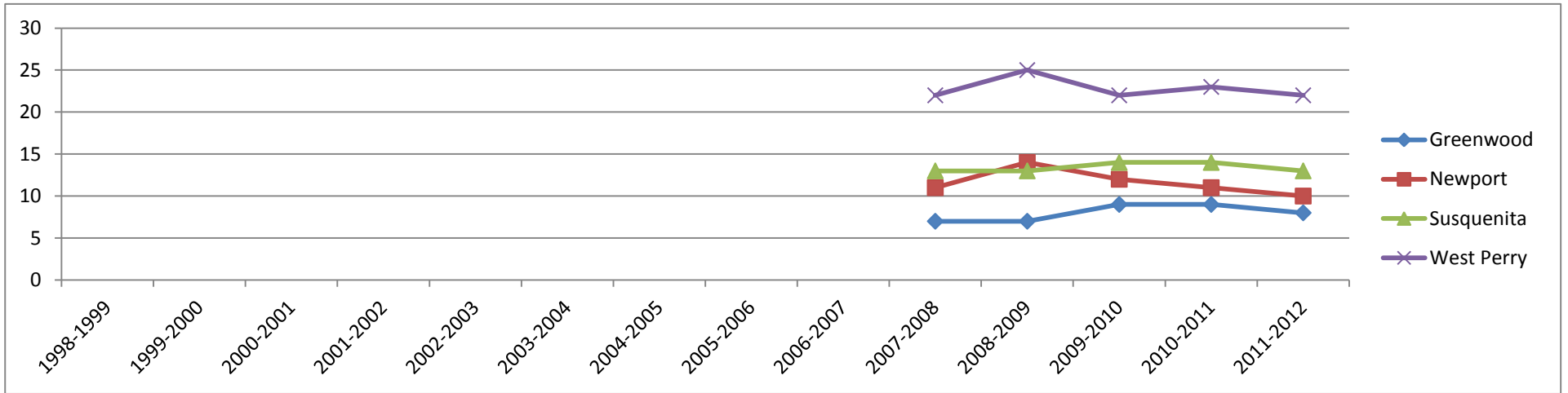
	1998-1999	1999-2000	2000-2001	2001-2002	2002-2003	2003-2004	2004-2005	2005-2006	2006-2007	2007-2008	2008-2009	2009-2010	2010-2011	2011-2012
Administrators														
Greenwood									5	5	5	6	6	6
Newport									6	6	6	4	5	5
Susquenita									10	10	10	11	10	10
West Perry									11	10	11	11	11	10
Greenwood										\$77,044	\$80,508	\$79,436	\$79,926.63	\$80,344
Newport										\$77,218	\$77,883	\$79,941	\$79,650.60	\$79,433
Susquenita										\$77,138	\$78,994	\$79,544	\$82,206.80	\$84,185
West Perry										\$78,329	\$78,479	\$82,155	\$84,459.55	\$83,547
State Avg										\$82,079	\$85,831	\$88,341	\$90,303.33	\$97,987



	1998-1999	1999-2000	2000-2001	2001-2002	2002-2003	2003-2004	2004-2005	2005-2006	2006-2007	2007-2008	2008-2009	2009-2010	2010-2011	2011-2012
Teachers														
Greenwood	55	56	55	56	58	57		60		60	63	64	64	63
Newport	93	95	96	103	97	99		100		94	99	101	85	87
Susquenita	138	142	145	153	154	149		150		152	155	153	149	142
West Perry	203	202	210	211	206	209		196		177	197	199	190	180
Greenwood	\$39,001	\$39,203	\$40,508	\$40,867	\$40,771	\$40,803		\$43,830		\$46,683	\$47,960	\$49,691	\$50,836.71	\$50,894
Newport	\$39,708	\$39,142	\$39,966	\$40,631	\$42,113	\$43,115		\$40,407		\$48,257	\$48,123	\$51,017	\$51,940.31	\$51,837
Susquenita	\$42,026	\$42,472	\$43,169	\$43,622	\$44,775	\$46,143		\$47,323		\$47,499	\$47,720	\$47,559	\$50,457.61	\$51,794
West Perry	\$38,351	\$39,496	\$40,158	\$40,920	\$42,392	\$43,204		\$43,680		\$46,868	\$48,091	\$49,640	\$50,962.53	\$50,486
State Avg	\$48,457	\$48,321	\$49,528	\$50,599	\$51,425	\$52,640		\$54,043		\$51,051	\$52,537	\$53,970	\$55,424.29	\$62,019



	1998-1999	1999-2000	2000-2001	2001-2002	2002-2003	2003-2004	2004-2005	2005-2006	2006-2007	2007-2008	2008-2009	2009-2010	2010-2011	2011-2012
Coordinators														
Greenwood										7	7	9	9	8
Newport										11	14	12	11	10
Susquenita										13	13	14	14	13
West Perry										22	25	22	23	22
Greenwood										\$51,899	\$55,325	\$57,461	\$59,754.80	\$61,479
Newport										\$55,708	\$65,059	\$60,119	\$58,822.27	\$59,542
Susquenita										\$53,059	\$54,503	\$54,819	\$57,986.07	\$55,974
West Perry										\$51,074	\$53,879	\$55,873	\$57,392.13	\$56,715
State Avg										\$52,928	\$54,931	\$56,395	\$58,120.13	\$66,779



	1998-1999	1999-2000	2000-2001	2001-2002	2002-2003	2003-2004	2004-2005	2005-2006	2006-2007	2007-2008	2008-2009	2009-2010	2010-2011	2011-2012
Other														
Greenwood										1	1	1	1	1
Newport										0	0	0	1	0
Susquenita										2	3	3	1	1
West Perry										3	5	7	7	6
Greenwood										\$75,779	\$79,264	\$82,910	\$86,723.00	\$86,723
Newport										\$0	\$0	\$0	\$42,598.00	\$0
Susquenita										\$54,162	\$59,709	\$54,023	\$46,574.00	\$61,605
West Perry										\$57,847	\$52,151	\$51,943	\$53,689.89	\$50,207
State Avg										\$44,132	\$45,981	\$47,952	\$49,127.68	\$65,285

